

Rayon lumineux dans un milieu d'indice variable

On calcule le rayon lumineux en résolvant numériquement, par la méthode de Runge-Kutta (voir formules page suivante), l'équation:

$$\frac{d}{ds}(n\vec{t}) = \vec{\nabla}n$$

\vec{t} étant le vecteur unitaire tangent au rayon lumineux au point $M(x, y, z)$ d'abscisse curviligne s , défini par:

$$\vec{t} = \frac{dO\vec{M}}{ds}$$

On applique ensuite à un ou plusieurs des exemples suivants:

1) FIBRE OPTIQUE

Cylindre de révolution dont l'indice varie suivant la loi:

$$n(r) = n_0 \left(1 - \frac{r^2}{2\rho^2}\right)$$

n_0 valeur de l'indice sur l'axe, ρ est un paramètre.

2) MILIEU SOUMIS À UNE ONDE ACOUSTIQUE

$$n(x) = n_0 + n_1 \cos \frac{2\pi}{\Lambda} x$$

Λ longueur d'onde de l'onde acoustique, $n_1 < n_0$, les plans $x = \text{constante}$ ont même indice.

3) MIRAGES

$$\begin{aligned} n(x) &= n_0 + \alpha x \\ \text{ou } n(x) &= n_0 \left(1 + \frac{2x}{a}\right)^{\frac{1}{2}} \end{aligned}$$

4) ŒIL DE POISSON DE MAXWELL

Voir pages suivantes.

RÉFÉRENCES:

J. Ph. Pérez Optique p. 157
Born Wolf Principles of Optics p. 147

$$\frac{d}{ds}(m\vec{t}) = \vec{V}_m \quad \vec{t} = \frac{d\vec{OH}}{ds} \quad \vec{OH} \begin{pmatrix} x \\ y \\ z \end{pmatrix}$$

$$\frac{dm}{ds} = \frac{\partial m}{\partial x} \frac{dx}{ds} + \frac{\partial m}{\partial y} \frac{dy}{ds} + \frac{\partial m}{\partial z} \frac{dz}{ds}$$

$$\frac{dm}{ds} \frac{d\vec{OH}}{ds} + m \frac{d^2\vec{OH}}{ds^2} = \vec{V}_m$$

$$\frac{d^2\vec{OH}}{ds^2} = \frac{1}{m} \left[\vec{V}_m - \frac{dm}{ds} \frac{d\vec{OH}}{ds} \right]$$

On pose $\frac{d\vec{OH}}{ds} = \vec{v}$

$$\frac{d\vec{v}}{ds} = \frac{1}{m} \left[\vec{V}_m - \frac{dm}{ds} \vec{v} \right]$$

$$\vec{v} \begin{pmatrix} \frac{dx}{ds} \\ \frac{dy}{ds} \\ \frac{dz}{ds} \end{pmatrix}$$

ça met à quoi ?

On pose $q[0] = x \quad q[1] = y \quad q[2] = z \quad q[3] = \frac{dx}{ds} \quad q[4] = \frac{dy}{ds} \quad q[5] = \frac{dz}{ds}$

Donc :

$$\dot{q}[0] = q[3]$$

$$\dot{q}[1] = q[4]$$

$$\dot{q}[2] = q[5]$$

$$\dot{q}[3] = \frac{1}{m} \left(\frac{\partial m}{\partial x} - \frac{dm}{ds} q[3] \right)$$


$$\dot{q}[4] = \frac{1}{m} \left(\frac{\partial m}{\partial y} - \frac{dm}{ds} q[4] \right)$$

$$\dot{q}[5] = \frac{1}{m} \left(\frac{\partial m}{\partial z} - \frac{dm}{ds} q[5] \right)$$

$$\frac{dm}{ds} = \frac{\partial m}{\partial x} q[3] + \frac{\partial m}{\partial y} q[4] + \frac{\partial m}{\partial z} q[5]$$

1) Fibre optique

$$n = n_0 \left(1 - \frac{r^2}{2r^2} \right)$$



$$r^2 = x^2 + y^2$$

$$\frac{\partial r^2}{\partial x} = 2x$$

$$\frac{\partial r^2}{\partial y} = 2y$$

$$\frac{\partial r^2}{\partial z} = 0$$

$$\frac{\partial n}{\partial x} = -n_0 \frac{x}{r^2}$$

$$\frac{\partial n}{\partial y} = -n_0 \frac{y}{r^2}$$

$$\frac{\partial n}{\partial z} = 0$$

2) Onde acoustique : $M = M_0 + \Delta M_0 \sin 2\pi \frac{x}{\lambda}$

$$\frac{\partial M}{\partial x} = \Delta M_0 \frac{2\pi}{\lambda} \cos 2\pi \frac{x}{\lambda} \quad \frac{\partial M}{\partial y} = 0 \quad \frac{\partial M}{\partial z} = 0$$

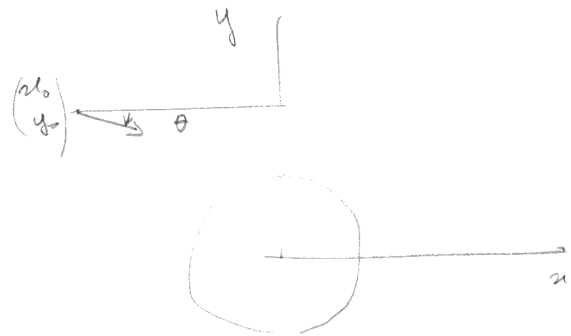
3) Atmosphère terrestre : $M = 1 + \Delta M e^{-\frac{z-z_0}{h_0}}$ $h_0 = 8 \cdot 10^3 \text{ m}$ $\Delta M = 2.77 \cdot 10^{-4}$

→ indice de l'air à la surface de la Terre

$M_0 = 1.000277$

$h = z - z_0$
 z_0 rayon de la terre

On se place dans un plan



$$\frac{\partial M}{\partial x} = \frac{dM}{dr} \frac{\partial r}{\partial x}$$

$$\frac{\partial r}{\partial x} = \frac{\partial \sqrt{x^2 + y^2 + z^2}}{\partial x} = \frac{2x}{2r} = \frac{x}{r}$$

$$\begin{cases} \ddot{x} = \frac{1}{m} \left(\frac{\partial M}{\partial x} - \frac{dM}{dr} \dot{x} \right) \\ \ddot{y} = \frac{1}{m} \left(\frac{\partial M}{\partial y} - \frac{dM}{dr} \dot{y} \right) \end{cases}$$

$$\frac{dM}{ds} = \frac{\partial M}{\partial x} \frac{dx}{ds} + \frac{\partial M}{\partial y} \frac{dy}{ds} = \frac{dM}{dr} \left(\frac{\partial r}{\partial x} \dot{x} + \frac{\partial r}{\partial y} \dot{y} \right) = \frac{dM}{dr} \frac{1}{r} (x\dot{x} + y\dot{y})$$

$$\begin{cases} \ddot{x} = \frac{1}{m} \frac{dM}{dr} \frac{1}{r} [x - \dot{x}(x\dot{x} + y\dot{y})] \\ \ddot{y} = \frac{1}{m} \frac{dM}{dr} \frac{1}{r} [y - \dot{y}(x\dot{x} + y\dot{y})] \end{cases} \quad \begin{cases} \dot{x} = f(r) [x - \dot{x}(x\dot{x} + y\dot{y})] \\ \dot{y} = f(r) [y - \dot{y}(x\dot{x} + y\dot{y})] \end{cases}$$

$$\frac{dM}{dr} = -\frac{\Delta M}{h_0} e^{-\frac{(r-r_0)}{h_0}} \quad \frac{1}{m} \frac{dM}{dr} = \frac{-\Delta M/h_0}{e^{\frac{r-r_0}{h_0}} + \Delta M} \Rightarrow \boxed{\frac{1}{m} \frac{dM}{dr} = \frac{-1}{r h_0 \left(e^{\frac{r-r_0}{h_0}} + 1 \right)} = f(r)}$$

Conditions initiales :

$x(0) = r_0 \quad y(0) = y_0 \quad \frac{dx}{dt}(0) = \cos \theta \quad \frac{dy}{dt}(0) = \sin \theta$

4.2.2 Maxwell's "fish-eye"

A simple and interesting example of an absolute instrument is presented by the medium which is characterized by the refractive index function

$$n(r) = \frac{1}{1 + (r/a)^2} n_0, \quad (14)$$

where r denotes the distance from a fixed point O , and n_0 and a are constants. It is known as the "fish-eye" and was first investigated by MAXWELL.†

It was shown in § 3.2 that in a medium with spherical symmetry the rays are plane curves which lie in planes through the origin, and that the equation of the rays may be written in the form (cf. § 3.2 (11))

$$\theta = c \int^r \frac{dr}{r \sqrt{n^2(r)r^2 - c^2}},$$

c being a constant. On substituting from (14) and setting

$$\rho = \frac{r}{a}, \quad K = \frac{c}{an_0}, \quad (15)$$

† J. C. MAXWELL, *Cambridge and Dublin Math. J.*, **8** (1854), 188; also *Scientific Papers*, I (Cambridge University Press), p. 76.

Interesting generalizations of MAXWELL's fish-eye were found by W. LENZ, contribution in *Probleme der Modernen Physik*, edited by P. DEBYE (Leipzig, Hirzel, 1928), 198 and R. STETTLER, *Optik*, **12** (1955), 529. The latter paper also includes a generalization of the so-called *Luneburg lens* which, because of its wide angle scanning capabilities, has useful applications in microwave antenna design. This lens, first considered by R. K. LUNEBURG in his *Mathematical Theory of Optics* (mimeographed lecture notes, Brown University, Providence, R.I., 1944; printed version published by University of California Press, Berkeley and Los Angeles, 1964, § 29), is an inhomogeneous sphere with the refractive index function $n(r) = \sqrt{2 - r^2}$ ($0 < r < 1$). When placed in a homogeneous medium of unit refractive index, it brings to a sharp focus every incident pencil of parallel rays. See also R. F. RINEHART, *J. Appl. Phys.*, **19** (1948), 860; A. FLETCHER, T. MURPHY and A. YOUNG, *Proc. Roy. Soc., A* **223** (1954), 216; and G. TORALDO DI FRANCA, *Optica Acta*, **1** (1954-1955), 157.

we obtain

$$\theta = \int^{\rho} \frac{K(1 + \rho^2)d\rho}{\rho\sqrt{\rho^2 - K^2(1 + \rho^2)^2}}. \quad (16)$$

It may be verified that

$$\frac{K(1 + \rho^2)}{\rho\sqrt{\rho^2 - K^2(1 + \rho^2)^2}} = \frac{d}{d\rho} \left[\arcsin \left(\frac{K}{\sqrt{1 - 4K^2}} \frac{\rho^2 - 1}{\rho} \right) \right],$$

so that (16) becomes

$$\sin(\theta - \alpha) = \frac{c}{\sqrt{a^2 n_0^2 - 4c^2}} \frac{r^2 - a^2}{ar}, \quad (17)$$

where α is a constant of integration.

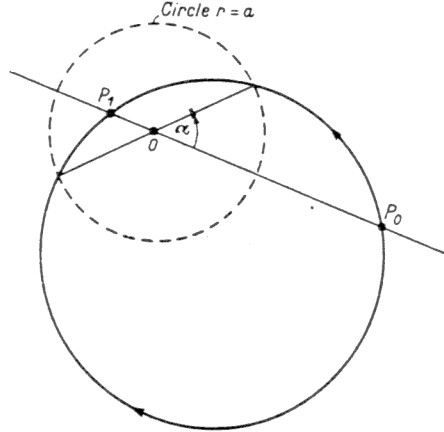


Fig. 4.8. Rays in MAXWELL's "fish-eye".

(17) is the polar equation of the rays. The one-parameter family of rays through a fixed point $P_0(r_0, \theta_0)$ is, therefore, given by

$$\frac{r^2 - a^2}{r \sin(\theta - \alpha)} = \frac{r_0^2 - a^2}{r_0 \sin(\theta_0 - \alpha)}. \quad (18)$$

It is seen that whatever the value of α , this equation is satisfied by $r = r_1, \theta = \theta_1$, where

$$r_1 = \frac{a^2}{r_0}, \quad \theta_1 = \pi + \theta_0, \quad (19)$$

showing that *all the rays from an arbitrary point P_0 meet in a point P_1 on the line joining P_0 to O ; P_0 and P_1 are on opposite sides of O and $OP_1 = a^2$. Hence the fish-eye is an absolute instrument in which the imaging is an inversion.*

We note that (17) is satisfied by $r = a, \theta = \alpha$ and $r = a, \theta = \pi + \alpha$; each ray therefore intersects the fixed circle $r = a$ in diametrically opposite points (see Fig. 4.8).

To obtain the equation of the rays in Cartesian coordinates, we put $x = r \cos \theta$, $y = r \sin \theta$ in (17), and find

$$y \cos \alpha - x \sin \alpha = \frac{c}{a\sqrt{a^2 n_0^2 - 4c^2}} (x^2 + y^2 - a^2),$$

or

$$(x + b \sin \alpha)^2 + (y - b \cos \alpha)^2 = a^2 + b^2 \quad (20)$$

where

$$b = \frac{a}{2c} \sqrt{a^2 n_0^2 - 4c^2}.$$

(20) shows that each ray is a circle.